

WELLBORN

CABINET®



WHY WELLBORN

Heirloom Quality | Made In The USA | Whole Home Design Solution





THE WELLBORN QUALITY



Since 1961, Wellborn Cabinet, Inc. has been manufacturing quality kitchen and bath cabinetry in Ashland, Alabama. It all began in a small cabinet shop to build cabinets for the local markets. Since that time, Wellborn has become a state of the art manufacturing facility of over 1.8 million square feet that combines some of the most advanced technology systems in the industry with over 60 years of acquired knowledge and experience in high quality cabinetry craftsmanship.

WELLBORN CABINET®

Estate Series

Aspire
CABINETS
A Full Access Frameless Line

Home
Concepts

BATH
Scapes

OUR VISION

The Wellborn Family is committed to be the most valued provider of permanent home cabinetry designed for a lifetime of gracious living.

OUR QUALITY



The entire Wellborn family and their employees take great pride in producing quality products. Our Quality Control Team includes over 100 employees dedicated to ensuring the quality of your cabinetry. Our certified inspectors man over 30 quality checkpoints throughout the facility.

WHOLE HOME DESIGN SOLUTION

Wellborn Cabinet features many product lines that offer cabinetry for every room for everyday living. Whether you are building an affordable first home or the home of your dreams, Wellborn Cabinet has options that allow you to create exactly what you want in every room of your home.

CONTENTS

Wellborn Quality	2
Product Lines	3-8
Accessories	9-11
Door Materials	12
Door Styles	13-15
Finishes	16-17
Heirloom Quality	18-25
Environmental Commitment	26-27
Warranty	28
Service & Support/ Programs	29-31



Estate Series™



Estate is a Fashion Forward and Innovative Product Line

- Designed to Satisfy Your Most Distinguished Clientele
- A myriad of Door Styles, Species and Finish Combinations
- Beautiful Overlay and Inset Door Offerings
- Extensive Selection of Stains and Paints With Glaze and Finish Technique Options
- ColorInspire Offers Thousands of Paint Colors that Inspire You from Benjamin Moore, Sherwin Williams and Valspar
- Thousands of Cabinets and Accessories
- Modification Options for More Design Flexibility
- You Draw It Program Changes Concepts Into Creations
- Premium All Plywood Cabinet Construction Standard
- 5/8" Wood Dovetail Drawer Standard for Durability
- Soft Close Drawer Slides
- Soft Close Concealed Door Hinges
- Lifetime Limited Warranty





Premier^{SERIES}™



Wellborn's Premier Series Meets High Fashion with Dependable Quality

- Numerous Door Styles, Species and Finish Combinations
- Extensive Selection of Stains And Paints with Glaze and Finish Technique Options
- Overlay and Inset Door Profiles with Traditional, Transitional and Contemporary Styling
- ColorInspire Offers Thousands of Paint Colors that Inspire You From Benjamin Moore, Sherwin Williams and Valspar
- Thousands of Cabinets and Accessories
- You Draw It Program Changes Concepts Into Creations
- Modification Options for More Design Flexibility
- Standard Furniture Board Cabinet Construction and Plywood Options
- 5/8" Wood Dovetail Drawer Standard for Durability
- Soft Close Drawer Slides
- Soft Close Concealed Door Hinges
- Lifetime Limited Warranty





Select^{SERIES™}



Wellborn's Select Series Serves the Modest Remodeling Project and New Home Construction

- Large Selection of Stains and Paints with Glazes
- Overlay Door Offering Ranging from Traditional to Transitional Styling
- Great Selection of Cabinets and Accessories
- Modification Options for More Design Flexibility
- Furniture Board Cabinet Standard and Plywood Options
- Furniture Board Drawer Standard with Plywood and Wood Drawer Options
- Lifetime Limited Warranty



Home Concepts Provides a Good Quality Product at an Affordable Price

- Positioned to Serve Entry Level Remodeling, New Home Construction and Multi-Project Markets
- Most Wood Doors Have a Veneered Center Panel
- Ample Door Styles, Species and Finish Combinations
- Good Selection of Stains and Paint Options
- Overlay Door Styles Offer Traditional and Transitional Styling
- Good Selection of Cabinet Sizes and Accessories
- Furniture Board Cabinet Standard and Plywood Options Available
- Furniture Board Drawer Standard with Plywood Option Available
- 1 Year Limited Warranty





Aspire Cabinetry is an Innovative and Leading Edge Style Product Line

- Offers Full Access Frameless Cabinetry
- Door Style Selections of Wood; Medium Density Fiberboard; Heavy Textured Melamine; Embossed Melamine; High Gloss and Matte Designer Laminates
- Cabinet Interiors Selection of White, Gray and Natural Maple Laminate
- Numerous Door Styles, Door Materials and Finish Combinations
- Stylish Full Overlay Design
- Extensive Selection of Stains and Paints With Glaze and Finish Technique Options
- Thousands of Cabinets and Accessories
- You Draw It Program Changes Concepts Into Creations
- Wood And Metal Drawer Options with Soft Close Drawer Slides
- Modification Options for More Design Flexibility
- Concealed Soft Close Door Hinges
- Lifetime Limited Warranty





BATH Scapes™



BathScapes, a full collection of quality cabinetry, to create your perfect bath vanity.

- Offers Individual Style with Everyday Luxury
- Wall Mount Vanities
- Elegant Bath Designer Suites
 - Furniture
 - Corner
 - Modern
 - Transitional
 - Traditional
 - Classic
- Standard Vanity Cabinets
- Matching Decorative Mirrors, Linen Cabinets, Medicine Cabinets, Lighting, and More
- A vast amount of Door Styles, Species and Finish Combinations
- Modification Options for More Design Flexibility
- Extensive Selection of Stains and Paints With Glaze and Finish Technique Options
- ColorInspire paint option available on maple and WellCore MDF cabinetry in Premier, Estate or Luxe Series
- Traditional Overlay, Full Overlay and Inset Door Styles
- See each series for cabinet construction details.
- Lifetime Limited Warranty





Accessories Add Comfort and Convenience

Bring the spa to your home by accessorizing your bathroom. From towel-warming drawers to unique storage solutions, a well organized bath is the perfect escape for rest and relaxation after a long day.

Organization



Convenience



Accents



Illuminate Your Space

Touch to Open

Touch to Lift

Decorative Glass

Accessories Add Style and Function

Behind every great chef is a well organized kitchen. From roll out shelves to corner carousels, a well appointed kitchen takes cooking from a mundane chore to a spectacular culinary adventure right in your own kitchen.



Preparation




Cooking



Clean-up



Organization



Accents



Illuminate Your Space



Touch to Open



Touch to Lift



Decorative Glass

You Draw It
PROGRAM



From concept to creation, customize your dream room with our "You Draw It" program. Talk to your designer about personalizing your kitchen today. You Draw It is available in Estate Series, Premier Series, and Aspire Cabinetry.



THE BEAUTY OF DOOR MATERIALS

Wellborn Cabinet, Inc. offers a large range of beautiful cabinetry materials that includes Wood, Medium Density Fiberboard, Decorative Laminate Veneer and Metal. The unique beauty of natural hardwood, laminates and metal define and enhance the beauty of your cabinetry.

Wood



Cherry

Cherry is synonymous with luxurious cabinets. The rich red highlights give the wood a distinctive appearance. Cherry will occasionally have tiny pin knots, pitch pockets and very small, dark streaks of gum. These features have fascinated woodworkers for centuries.




Character Cherry

Character Cherry's unique characteristics are emphasized by randomly occurring various sized knots, pin knots, pitch pockets and small streaks of gum. Cluster knots and open knots could also be a feature. The amount of character will vary from each door making each kitchen unique.




Maple

Maple is widely used in the cabinetry industry. This wood species features a straight grain with several distinctive characteristics. These include unique figures such as bird's-eye, fiddle back, mineral streaks and curly grain patterns. Finely textured with a natural luster, this creamy-white to light reddish-brown wood is often used for cabinets and floors.



Character Maple

Character Maple's unique characteristics are brought out by randomly occurring, variously sized knots, pin holes, worm holes and tracks, gum and bark pockets, sugar tracks, heartwood and mineral streaks. Cluster knots and open knots could also be a feature. The amount of character marks will vary from each piece of wood making each kitchen unique.



Oak

Authentic American red Oaks are open-pored and have grain patterns. Wellborn's manufacturing technology presents Oak with straighter grains than most cabinet lines, and our process minimizes the wide grains and reduces the widths of cathedrals in Oak.



Hickory

Hickory has distinctive contrasting colors from light to dark and strong grain characteristics. The texture of Hickory is open grained. Hickories by nature are heavy, hard, strong and stiff -producing durable cabinetry. Hickory is for homeowners desiring dramatic wood characteristics.

Medium Density Fiberboard



MDF

Using high pressure and temperatures, MDF is formed by combining wood fibers with a wax resin binder to form panels. It is made of wood veneer. It is much more dense than normal particle board. This is a durable and tough wood product, commonly used in the construction industry.

Decorative Laminate Veneers

Decorative Laminate Veneers have an MDF particle core and are composed of the different laminates and melamines listed below, creating a strong material.



Matte Laminate

Matte Laminate melamines have a super-matte finish with a silky smooth touch.




High Gloss Laminate

High Gloss laminates are created by laminating decorative paper to a MDF core then applying a high gloss finish to the outer panel and a matte finish to the inside panel.




High Gloss Acrylic Laminate

High Gloss Acrylic laminates are pressed onto a high quality super-refined engineered MDF core with PUR glue. The high gloss acrylic has a mirror-like reflective surface.



Embossed Melamine

Embossed Melamine is a Thermally Fused Laminated or High Pressure Laminated surface with dual-sided textured grain. Embossed Melamine is a high-impact surface.



Heavy Textured Melamine

Heavy Textured Melamine is a deeply embossed thermo-structured surface that showcases a wood's natural ridges, which are accentuated by deep furrows that add texture to the laminated surface.

Metal



Aluminum

Aluminum is characteristically lightweight and has high reflectivity, enhancing the illumination in your home.

Door Options

With four (Traditional, Full, Inset and Full Access Frameless) overlays, 80 plus door profiles, 5-piece, 3-piece and one piece drawer front options mixed with the many door materials available, Wellborn Cabinet, Inc. is sure to have the door that fits your unique style.



Recessed Veneer Center Panel

- 3/16" Thick Wood Veneer Panel
- Consistent Grain Pattern
- Great Finish Ability
- Less Affected by Humidity



WellCore 5-Piece Door

- 3/4" Thick Doors
- Medium Density Fiberboard Door Material
- Door Profile is Intricately Routed
- Paint is Applied for High Quality
- Less Affected by Humidity



WellCore One Piece Routed Door

- MDF Door Material
- Intricately Routed
- High Quality
- Painted Finish
- Available in Raised and Flat Appearance



Raised Veneer Center Panel

- Wood Veneer Center Panel
- Consistent Grain Pattern
- Great Finish Ability
- Less Affected by Humidity



Reversed Flat Solid Center Panel

- Solid Wood Center Panel
- Great Finish Ability
- High Quality
- Shows True Beauty of Wood



Raised Solid Center Panel

- Solid Wood Center Panel
- Great Finish Ability
- High Quality
- Shows True Beauty of Wood



One Piece Slab Door

- Wood Veneer, Laminate, Melamine Panels
- Consistent Grain Pattern
- Modern, Contemporary Design Look




Applied Moulding Door

- Moulding Adds Detail to Many Different Doors
- Precision Joinery
- Available in Raised and Flat Panels



Three Piece Drawer Front Door

- Wide Stiles and Rails Pair Well with the 3-Piece Drawer Front that Provides a Small yet Significant Detail to the Beauty of These Doors



Bead Board Door

- Traditional
- Coastal
- Simple or Simply Elegant
- Solid Wood Beaded Center Panels



Wide Bead Board Door

- A New Twist on the Standard Bead Board Door Providing a More Modern Door Design



Miter Door

- High Quality
- Precision Joinery
- Available in Raised and Flat Panels
- Timeless Designs



Inset Door

- High Quality
- Beaded/Non-beaded Frames
- Barrel/Concealed Hinges
- Available in Many Different Door Designs



that's
my
Style

There are too many door designs to be covered here but feel free to check out our Styling Guide, Start with a Beautiful Finish or The Essence of Cabinetry brochures to see these, and all of the other door designs, materials and finishes Wellborn Cabinet, Inc. offers.



Metal Door


- Lightweight Aluminum
- Several Designs Available
- Many Frame Color Options
- Numerous Inserts Ranging from Standard Glass to Resins

Aspire Door Options



Heavy Textured Melamine

- Wood grains in many colors
- Deeply embossed thermo structured surface on dual sides
- Showcases a wood's natural ridges and textures
- Creates high quality surface



Embossed Melamine

- Wood grains in many colors
- Horizontal and Vertical Graining
- Thermally fused laminated surface on high quality engineered core
- Dual sided textured grain
- Creates high quality surface



Designer Laminates

- High Gloss and Matte
- Solids and Specialty colors
- Door edge options
- Laminates surface is pressed onto a high quality engineered MDF core
- Quality construction




Antigua



Cambridge Square



Winslow



Davenport Square



Bishop



Bristol Inset




DOOR STYLES

Your room. Your style. These are just a few of the many door styles that are available to create your perfect room. We offer a variety of door styles to accommodate every design from traditional to transitional to contemporary.

Whether it's a beautiful full overlay or a precision shaker inset, all Wellborn doors represent beauty, style and quality craftsmanship.



Arcadia



Prairie



Chelsea II



Belmont
14



New Haven



Bel-Air



Saybrook



Amelia



Preston



Florence



Midtown



Milan



Galena




Hanover



Lexington



Messina Inset



Soho



Morristown



Henlow Square Inset



Messina



Madison Square Inset




Richmond Inset

FINISHES



All Wellborn door styles are available in a variety of color selections which present you with unique choices. Our color palette is created with both stained and painted finishes, many of which can be enhanced with a glaze highlight and finish technique. No matter what your style, we have a color for you.



ColorInspire™

Discover Your Color Inspiration

ColorInspire offers a broad selection of colors from the extensive paint programs of Sherwin Williams, Benjamin Moore and Valspar. Wellborn Cabinet, Inc. also offers glazing and finish technique options for even more uniqueness. We invite you to be yourself, be creative and be inspired.

ColorInspire is available on Maple and WellCore door styles in Estate Series, Premier Series, Elegant Bath and Aspire.



FINISH TECHNIQUES

Wellborn has several Finish Techniques that create different levels of depth and worn appearances. The Finish Techniques will vary within individual doors; therefore, no two doors will be alike throughout the entire kitchen. See product lines for availability.

Vintage

Time Worn Appearance

- Rub Through
- Glaze Required for Maple, Character Maple, Oak and Hickory
- Glaze Optional for Cherry and Character Cherry



Heirloom

Family Heritage

- Burnishing
- Small Dents
- Worm Holes
- Glaze Required for Maple, Character Maple, Oak and Hickory
- Available on Stains and Stains with Glazes on Cherry and Character Cherry



Antique

Aged With Care

- Burnishing
- Rub Through
- Small Dents
- Worm Holes
- Glaze Required for Maple, Character Maple, Oak and Hickory
- Glaze Optional for Cherry and Character Cherry



Olde World

Artisan Finish

- Burnishing
- Rub Through
- Worm Holes
- Dry Brush Glazing
- Carved Edges
- Small to Medium Dents
- Rasping
- Glaze Required for Maple, Character Maple, Oak and Hickory
- Glaze Optional for Cherry and Character Cherry



younique
for you



HEIRLOOM QUALITY

Time-Tested Craftsmanship

At Wellborn, Heirloom Quality is not just an expression; it's a way of life. Wellborn Cabinet, Inc. is family owned and operated. The time-tested craftsmanship that has made our cabinetry's quality second to none has been passed down from generation to generation of loyal Wellborn employees. Paul Wellborn and the Quality Control Team continually look for ways to combine proven construction methods with today's technology to provide a quality product for your family.

Our Quality



The entire Wellborn family of employees takes great pride in producing quality products. Our Production Management Team along with over 100 Quality Control employees are dedicated to ensuring the quality of your cabinetry. Our certified inspectors oversee 30 quality checkpoints throughout the facility.

Our Customer Service



Wellborn's Customer Service Team makes sure your order is processed accurately and efficiently. Their goal is 100% customer satisfaction. Each Wellborn Dealer has their own dedicated Customer Service Representative, thereby providing personalized service to our valued customers.

Wellborn Cabinet, Inc. offers an extensive selection of door styles, door materials and finish combinations designed for individual style and everyday luxury. Wellborn crafts each cabinet with care and an eye for detail. With Wellborn, your design dream can come to life, and our Lifetime Limited Warranty provides a product we stand behind. Whether building or remodeling your home, Wellborn is the best choice for all your cabinet needs. "May your home be a place where friends meet, family gather and love grows." All of our cabinets are built from quality materials and crafted by people who care. Wellborn Cabinet, Inc. proudly offers cabinetry for every room of the home ... your Whole Home Solution. We have created solutions that are both stylish and functional and can be incorporated into any budget in any home. Wellborn Cabinet delivers the quality you expect for your home crafted by people who care.



QUALITY BEGINS WITH THE TREE

Wellborn quality permeates every step of the cabinet process, beginning with the logs. Solid hardwoods are hand selected from our own lumber yard and timber processing mill. The inspectors on the chop saws trim stacks of kiln-dried lumber daily, selecting only the top quality parts to create Wellborn's solid wood doors and drawer fronts. Each door's parts are hand picked and strategically positioned for grain and color consistency. People love the beauty and durability of wood. That is why Wellborn uses solid wood from the USA.



MAKING A SOLID WOOD DOOR



Solid wood stiles, rails and center panel are all inspected for color variation and part defects to ensure Wellborn's standard of superior quality.



Wellborn has several doors that incorporate the strength and beauty of mitered construction. The stiles are cut at a 45° angle, then precisely aligned with a blind mortise and tenon joint and glued.



Notch and peg system was designed into the top and bottom of the center panel in order to position the center panel securely within the door's stiles and rails. Foam inserts are placed within the door frames before the center panel is installed to stabilize the panel and allow for expansion that may occur due to changes in humidity.

- 1. Solid Wood Door Stiles and Rails
- 2. Solid Wood Center Panel
- 3. Notch and Peg System
- 4. Foam Inserts



Doors, drawer fronts and face frames are hand sanded, front, back and sides, to eliminate cross grain scratches and burl marks creating a surface ideal for stains and paints to adhere to.



MAKING A WELLCORE™ MDF DOOR

Wellborn makes all WellCore™ door styles from Super-Refined MDF2 to provide better quality from the start for your beautiful painted cabinetry Premium Medium Density Fiberboard (MDF) material is sourced from trusted vendor partners

A high quality option for painted cabinetry

Also has strong dimensional stability which makes it less susceptible to climate, coastal, or other atmospheric changes

Since MDF does not carry the natural characteristics found in the other door materials, paint lays evenly and creates a great bond to the surface without the worry of bleed through effects



MAKING EMBOSSED, HEAVY TEXTURED OR DESIGNER LAMINATE ASPIRE DOORS

Pre-finished panels are sourced from our trusted USA vendor partners For Embossed or Heavy Textured Laminates, a curated pairing of realistic wood patterns and texture-matched grains, merging renewable, sustainable materials to yield beautiful, resilient environmentally friendly yet durable panels

For Designer Laminates, panels consist of a premium quality MDF substrate with a co-extruded polymer acrylic or high-gloss acrylic top layer over a core panel material that has been carefully selected to have low surface variance yielding a surface that is not flawed by substrate imperfections Doors, drawer fronts and other parts created from these panels are precisely edge banded using the same methods and materials as our vendors



SANDING AND FINISHING

The 20 person orbital sanding line and hand sanding processes provide a consistent finish. Wood doors, drawer fronts and face frames are hand sanded, front and back, to eliminate cross grain scratches and burley marks. The face frames are hand sanded on the front and edges. The inside is hand sanded and hand rubbed to create a smooth protective surface. Doors, drawer fronts and face frames are individually inspected for a smooth flawless surface that is properly prepared for the WellGuard Finishing System®.



Stains are applied using hand-held spray equipment. After the color stain is high pressure sprayed, the surfaces are hand rubbed to enhance the wood grain characteristics. To build a base for the topcoat, surfaces are hand sanded after each coat of sealer guaranteeing a smooth even finish.



WELLGUARD FINISHING SYSTEM®

Wellborn Cabinet, Inc. takes great pride and care with the finishing of our cabinetry. The WellGuard Finishing System®—a 24-step superb finishing process was created through years of research and development with our partner Valspar. Shown below are some of the key quality aspects of our finishing process which all of our stained finishes receive. Home Concepts and Select products have reduced finishing steps.

1. Hand select the finest wood
2. Manual hand sanding line for a smooth consistent finish and cross grain elimination
3. Dust particles removed and quality inspected
4. A sap stain is applied to tone and balance the color and grain
5. Grain enhancing dye stain adds color depth
6. Hand rubbed wiping stain applied for complete color coverage
7. The surfaces are air dried and inspected for color
8. The first coat of durable catalyzed sealer is applied
9. Oven-cured providing a tough, durable, baked-on finish
10. Hand sanded with fine grit sandpaper and quality inspected
11. The second coat of catalyzed melamine enriched sealer is applied
12. Our products are oven-cured a second time
13. Hand sanded again to provide a smooth surface for topcoat
14. Some finishes receive a shading technique
15. The surface is again hand sanded
16. Hand wiped with tack cloth in preparation for final topcoat
17. Inspected for consistency of shading or glazing
18. A third coat of sealer is applied



19. The surfaces are hand sanded again
20. Resin blend melamine enriched topcoat is applied
21. Conversion varnish topcoat is oven cured, creating a tough, baked-on finish
22. Personally quality inspected using a sheen meter
23. UV drying station completes the curing process
24. Finished wood components are stored in individual staging racks to prevent scratches



The WellGuard Finishing System has been tested against 17 common household chemicals and food products and passed beautifully. Those agents include:

- Gasoline
- Water
- Coffee
- Olive Oil
- Ammonia
- Fly Spray
- Detergent
- Soaps
- Alcohol
- Mustard
- Crayons
- Shoe Polish
- Tea
- Vinegar
- Dye
- Citric Acid
- Beet Juice

QUALITY FRAMED CONSTRUCTION

Face Frames

Wellborn's face frames are 1¾" wide, 17% wider than many in the industry at 1½". The additional width adds strength, keeps the joints from separating and helps to ensure cabinet squareness.

Blind Mortise and Tenon Joints

Blind Mortise and Tenon Joinery is used to assemble our face frames because it creates a strong joint and prevents splitting of the stiles. It is an age-old joinery method that has long been recognized as a sign of high quality construction. The joints are glued, locked into place by hand and carefully inspected prior to being machine squared and stapled into place, adding extra strength and ensuring cabinet squareness.



Face frames are hand sanded providing a smooth surface prepared for finishing and protecting hands and arms from scratches when taking items in or out of cabinets.




Cross Lock

The back of the face frame is routed with a step-down groove to receive the uniquely routed edge of the end panel creating an interlocking piece between the end panel and the face frame of the cabinet. This joint is glued and stapled together at a specific angle to create a time-tested method of superior woodworking quality known as a cross lock.



End Panels

In Wellborn framed cabinet construction end panels are all ½" thick and available as wood grain laminate or an optional 5-ply wood veneer panel. All Plywood Construction is standard with an unfinished wood veneer end panel.



I-Beam Brace

WellGrip I-beam Brace® that is used in framed cabinetry is made of ½" thick furniture board or optional plywood creating a strong brace running front to back on both sides of the cabinet. These braces are dadoed and glued into the front, back and sides of the cabinet providing strength, ensuring cabinet squareness and serving as handles during installation.



Hanging Rails

Hanging rails built into cabinetry provide a strong foundation for cabinet installation. This form of construction has been proven to be the most effective way to prevent installation problems. Hanging rails prevent the back of the cabinet from pulling away and causing light cracks after installation. This superior method of construction is proven to withstand 3-4 times the weight of industry required standards.



50% More Shelf

Heavy duty ¾" thick furniture board and optional plywood shelves feature our natural maple WellShield® interior and matching edge banded front edges. Furniture board shelves resist warping, and the extra ¼" thickness provides superior strength over many in the industry at ½" thick.



WellLock SHELF CLIPS.

Positive locking shelf clips lock shelves in place to prevent tipping and are used for all standard interior cabinets. They are also simple to release for adjusting shelf height.



WellShield INTERIOR.

Wellborn's natural maple WellShield® interior provides a smooth, easy-to-clean surface that is resistant to most household chemicals and protects the substrate material. The WellShield® interior is a neutral, natural maple color in framed cabinets that coordinates beautifully with all exterior finishes.



Finished Interior

A die-cast, chrome shelf rest is included with our finished interior cabinetry for that custom look.



Lighting

Lighting is so very important in all rooms for both design and visual needs. Framed cabinets offer more areas for placing the lighting mechanisms within and under the cabinetry. A nice light rail will help hide that much needed task lighting.

QUALITY FRAMELESS CONSTRUCTION

Frameless cabinetry has $\frac{3}{4}$ " thick thermofused melamine laminated interior and exterior furniture board end panels with coordinated front edge banding to reflect exterior (front) finish.



Dowel Construction

Dowel construction is distinctive of frameless cabinetry. Dowels join the end panels to the floor, top, toe kick, front rail and the stretcher rail providing a strong connection.

Front and Stretcher Rails

Frameless cabinetry contains both front rails that are $\frac{3}{4}$ " x 4" thermofused melamine laminated furniture board or optional plywood with a coordinated front edge banding that reflects the exterior (front) finish and stretcher rails that are $\frac{3}{4}$ " by 4" thermofused melamine laminated furniture board or optional plywood. These two rails provide the sturdiness and squareness of frameless cabinetry.

Hanging Rails

Hanging rails built into cabinetry provide a strong foundation for cabinet installation. This form of construction has been proven to be the most effective way to prevent installation problems. Hanging rails prevent the back of the cabinet from pulling away and causing light cracks after installation. Frameless cabinetry conceals the hanging rails behind the $\frac{3}{8}$ " thick cabinet back to maintain a clean interior. This superior method of construction is proven to withstand 3-4 times the weight of industry required standards.




50% More Shelf

Heavy duty $\frac{3}{4}$ " thick furniture board and optional plywood shelves feature our natural maple WellShield® interior and matching edge banded front edges. Furniture board shelves resist warping, and the extra $\frac{1}{4}$ " thickness provides superior strength over many in the industry at $\frac{1}{2}$ " thick.



WellLock SHELF CLIPS.

Positive locking shelf clips lock shelves in place to prevent tipping and are used for all standard interior cabinets. They are also simple to release for adjusting shelf height.




Matching Interior

A die-cast, chrome shelf rest is included with our matching interior cabinetry for that custom look. Beautiful matching interiors further accentuate the modern look that makes Aspire Cabinetry so desirable.



Natural Maple Laminate



Grey Laminate



White Laminate

WellShield INTERIOR.

Wellborn's WellShield® interior provides a smooth, easy-to-clean surface that is resistant to most household chemicals and protects the substrate material. The full access frameless line offers three interior cabinet colors, gray, natural maple and white that coordinate beautifully with any of the finish choices.



Hidden Hardware

Taking a contemporary kitchen to another level is the Push and Touch to Open technology. By eliminating the visible door opening hardware, stunning, invisible kitchens retain clean lines, pure and uncluttered for a minimalist look.



Lighting


Lighting is so very important in all rooms for both design and visual needs. With Aspire Cabinetry, the lighting mechanisms are hidden within and under the cabinetry using cabinet modifications.

HEIRLOOM QUALITY DRAWER



5/8" Hardwood Dovetail Drawer

Our 5/8" solid hardwood dovetail drawer comes standard with full extension soft close drawer guides. Dovetail construction has always been known as the strongest, most durable method of furniture assembly, creating a beautiful long lasting drawer. Solid wood drawer sides, fronts and backs are individually notched with dovetail cuts that lock tightly together during assembly. Our dovetail drawers are hand assembled and machine squared, combining the finest wood joinery technique with precision technology. Our solid wood drawer has a natural finish inside and out for top quality and easy cleaning.



Drawer Slides

Drawers are mounted with a fixed mounting system to ensure drawer alignment during shipment. The slides are easily adjusted to center drawers from side to side. Wellborn's solid wood drawers include undermount drawer slides that include a self-closing feature, pulling the drawer shut with just a slight push. Hiding the slides under the drawer allow us to offer a wider drawer, and the undermount slide doesn't require any cleaning.



Solid Wood Dovetail Drawer with Full Extension Soft Close Slides



Supports up to 75lbs.

Wellborn's sturdy high quality drawer construction supports up to 75 pounds and is one of the heaviest drawers available.



Adjustable Drawer Fronts

Wellborn drawer fronts are attached to the wood drawer sub-front with four screws, creating a strong attachment. If realignment is needed after installation, side to side or top to bottom, adjustment can be done easily.

Metal Drawers (available for Aspire frameless only)



Deluxe Metal Drawer with Full Extension Soft Close Slides

Deluxe Metal Drawer

Drawer consist of a contoured double walled gray metal drawer box sides. The drawer bottom and back will be 3/4" melamine that matches the chosen interior cabinet color. This drawer is standard with full extension soft close undermount drawer slides.



Superior Metal Drawer with Full Extension Soft Close Slides

Superior Metal Drawer

Drawer consist of straight 1/2" thick gray metal drawer box sides. The drawer bottom and back will be 3/4" melamine that matches the chosen interior cabinet color. This drawer is standard with full extension soft close undermount drawer slides.

Hinge Options


Barrel Hinges

Burnished Brass

Satin Nickel


Oil Rubbed Bronze

Concealed Hinge



For Inset door styles.

Constructions are specific to brands and series.



Soft Close Hinge Feature



QUALITY CONTROL TESTING

Wellborn meets the quality and strength requirements of the KCMA, Kitchen Cabinet Manufacturers Association in ANSI/KCMA A161.1-2000, Performance and Construction Standards for Kitchen and Vanity Cabinets. Wellborn Cabinet has an in-house laboratory which performs the same testing to ensure our quality daily. Wellborn exceeds all specified requirements of the KCMA. Look for the seal of approval on your cabinetry.



Cabinetry glue joints are examined to verify that maximum bonding was achieved during the manufacturing process. This ensures our customers receive a quality product.



KITCHEN CABINET MANUFACTURERS ASSOCIATION™



Wellborn regularly tests our cabinetry finishes against common household chemicals and food products to determine finish durability according to KCMA standards. Our WellGuard Finishing System maintains a superb finish.



We regularly perform KCMA standard level static loading tests for wall cabinets to ensure the cabinets will stay on your walls thereby meeting KCMA standard requirements.



We test the ability of our doors and hinges to operate properly during normal usage. KCMA requires 25,000 cycles. Our doors regularly exceed this requirement without failure.



We also test the ability of our drawers and drawer slide mechanisms to operate properly during normal usage. KCMA requires 25,000 cycles. Our drawers regularly exceed this requirement without failure.

Quality Packaging



Our environmental test chamber emulates various environmental factors such as humidity and temperature variances to verify the strength of our wood and wood joints to meet KCMA requirements.



Cabinetry shelves are tested to determine their ability to withstand loading without incurring any structural damage or excessive deflection. Wellborn cabinetry meets standard KCMA tolerances.



Wellborn cabinetry is protected during shipping for quality delivery. A 3/4" thick shipping brace adds extra security to the end panels. Eight corner protectors cushion our products and are the strongest in the industry.

Approved Suppliers

The WellCheck Vendor Program is a tool used to measure vendor and supplier performance through documentation of delivery, pricing, service, quality and quantity of incoming materials, thereby helping us to provide better service to our valued customers.



Wellborn's inventory control system uses bar code labeling for customized order information and up-to-the-minute counts.



OUR COMMITMENT TO THE ENVIRONMENT



Wellborn's Environmental Belief Statement

It is Wellborn Cabinet, Inc.'s corporate-wide goal to fully incorporate leading environmental practices, policies, and standards throughout our enterprise - from our suppliers through final delivery to our customers. Our environmental responsibility extends to selecting, educating, and embracing suppliers based on their commitment to similar environmental practices, including the use of sustainable or recycled raw materials as well as low emission products.

Environmental stewardship has been part of Wellborn's culture since its beginning. This has been proven through decades of actions, investments, and practices. The Green Choice program ensures that you are purchasing a brand of cabinets from a company that takes conscious steps to protect and minimize the overall impact on our environment. At Wellborn, we have recycling programs that utilize wood waste to generate power and steam and continue to lower VOC emissions through technology. We partner with our suppliers to improve their environmental programs. We also partake in certification programs, which guarantees that our manufacturing process reduces the effects on the environment.

Wellborn continuously searches for new technologies and processes to improve our sustainability practices. We will continue to partner with our suppliers and industry associations in a joint effort to embrace the changes necessary and ensure that we all have a healthier environment. Wellborn's demonstrated commitment to environmental stewardship offers you the assurance that the cabinets you buy are the Green Choice for generations of family and the environment.

KCMA Environmental Stewardship Program Certification

Wellborn endorses the industry-wide efforts and commitment of the KCMA organization and its Environmental Stewardship Program (ESP). The ESP certification program establishes a standard, measurable benchmark for environmental performance. This certification validates our performance to adhere to high standards for air quality, product resource management, process resource management, environmental stewardship, and community relations. You will find the KCMA Environmental Stewardship Program seal proudly displayed on our cabinetry.



GREEN INITIATIVE



A Model Green Home in Atlanta, GA

Wellborn Cabinet was chosen to participate in the Greenhaven Home in Atlanta because of its commitment to the environment. Greenhaven is a model for green building and sustainable design.



Eco-Certified Composite Sustainability Standard

With the Eco-Certified Composite (ECC) Sustainability Standard, you can be assured that Wellborn's composite wood panels are among the greenest products available for architectural, construction and consumer products.

The ECC certification delivers verifiable evidence of greenness, demonstrating compliance in three of five categories including carbon footprint, local and renewable resources, recycled/recovered content, sustainability, and wood sourcing.





EMISSIONS

Since 1995, Wellborn has reduced boiler air emissions 50% lower than required by state and EPA regulations through the installation of an Electrostatic Precipitation (ESP) Unit.

Lowering VOC Emissions

Wellborn Cabinet, Inc. is continuously working with our finish supplier, Valspar, Inc., to reformulate our finishes and reduce their impact on the environment.

In addition to this practice, Wellborn has acquired a second high-solid ultraviolet coating machine, which seals our products using 100% solid particles, further reducing volatile compounds.



Transportation Fleet

With the implementation of our new PeopleNet satellite vehicle monitoring system, which monitors all operating characteristics including fuel economy and maintenance requirements, our fleet fuel economy has improved over 18% in the past year. Diesel emissions in our truck fleet have been reduced by the application of two new techniques. The newest tractors feature an Auxiliary Power Unit or APU. This feature eliminates unnecessary truck idling and, most importantly, lowers fuel usage and emissions. All new tractors are spec'd with these units. Secondly, drivers that do not have an APU will take advantage of IdleAire, a great technology located at truck stops throughout the U.S. Drivers are encouraged to plan their stops at these locations where they can shut off their engines and hook up to a unit that provides heat, air and even T.V. and internet. By doing so, drivers are decreasing their impact on the environment.

Recycling

Wellborn environmental responsibility extends to the internal day-to-day activities of each employee. Office paper is collected throughout the plant to minimize land filling. Aluminum cans are collected from break areas to provide local recycling companies the opportunity to continuously process the usable aluminum. Ink and Toner cartridges are also gathered from units for recycling. All paper, cardboard and related products are utilized for clean power generation. Also, a "Pop Tab" program is effective in providing for charities that use them for a great cause.

COMPOSITE WOOD PRODUCTS

CARB

To this point, the composite wood products used in the construction of Wellborn and Estate cabinetry comply with phase 2 of the California Air Resources Board's Airborne Toxic Control Measure emissions standard 93120-93120.12 title 17. The CARB ATCM currently has the most stringent formaldehyde regulations for composite wood products in the world. These composite wood products include hardwood plywood, particleboard and medium density fiberboard. Wellborn is committed to supporting CARB Phase 2, which began implementation in 2010.

CPA ECC

Wellborn Cabinet, Inc., purchases particle board and MDF composite materials certified under the Composite Panel Association's Eco-Certified Composites (ECC). An ECC Certified Product must meet at least 3 of the following requirements:

- Ensure a Balanced Carbon Footprint by Using a CAP Carbon Calculator
- 85% Locally Sourced
- Use a Minimum of 75% Recycled or Recovered Fiber; or at Least 50% Recycled or Recovered Fiber and a Minimum of 5% Post-Consumer Fiber
- Document That Greater Than 97% Fiber Furnish Brought On-Site to Manufacture Panels is Either Converted Into Panels or Other Non-Waste Products

The products attained by Wellborn recognizes that over 95% of the particleboard and Medium Density Fiberboard purchased quarterly met the ECC standards. ECC products are also accredited by ANSI. You can be assured that our products are constructed with the environment in mind.



OUR WARRANTY PROGRAM

Home
Concepts™

One Year Limited Warranty



Wellborn Cabinet, Inc. provides a One Year Limited Warranty on the Home Concepts to the original consumer purchaser for one year from the Wellborn Dealer's original date of purchase on our cabinetry parts.

Estate Series™

Lifetime Limited Warranty



Wellborn Cabinet, Inc. provides a Lifetime Limited Warranty on the Select, Premier and Estate Series, Elegant Bath and Aspire Cabinetry to the original consumer purchaser for the lifetime of the product from the Wellborn Dealer's original date of purchase. The lifetime of cabinets is expected to be 10 years. Based on all other warranty terms and conditions being met, warranty claims will be prorated based on the expected lifetime of the product.

Premier SERIES™

Select SERIES™

Exclusive Lifetime Limited Warranty

Drawer Box, Door Hinge & Drawer Suspension System

BATH
Scapes™

Aspire
CABINETRY™
A Full Access Frameless Line

Wellborn Cabinet, Inc. warrants our solid wood dovetailed, superior metal and deluxe metal drawer boxes to the original consumer purchaser for the lifetime of the product. Wellborn Cabinet, Inc. also offers an Exclusive Lifetime Limited Warranty to the original consumer purchaser on our Drawer Suspension Systems and Door Hinges. This warranty is expressed by the supplier. Replacement hinges and drawer slides are subject to availability from our supplier. If a claim is filed after a product becomes obsolete, the manufacturer will replace the discontinued product closest to being equivalent to the original. Wellborn Cabinet offers Limited Warranties to the original consumer purchaser. Please see warranty sheet for complete details.



We are
WELLBORN
CABINET®



PROGRAMS TO SERVE YOU

Broad Selection of Products

- 6 Brands of Products Offer a Good, Better, Best Offering for All Budgets
- Wellborn Select, Premier, and Estate Series, Aspire Cabinetry, Home Concepts, Elegant Bath
- Cabinetry for Every Room of the Home for Everyday Living
- Thousands of Cabinets and Accessories
- Modification Options for More Design Choices and Flexibility
- A Large Variety of Styles, Finishes and Paints
- You Draw It Program
- ColorInspire

Service




Company Transportation Fleet

- On Time Every Time
- 3 Week Delivery on Most Products
- Excellent Shipping Accuracy
- Personalized Delivery from Wellborn Drivers
- Transportation Call Log Tracks Up to the Minute Delivery Information

Quality



- Green Choice
- Made In USA
- People Who Care
- Family Owned And Operated Since 1961
- Environmental Stewardship Program
- Wellborn's Natural Gas Savings = Heating 5,124 Homes Yearly
- Heirloom Quality
- Quality Control Inspection Team
- Hand Sanded Details
- 24 Step WellGuard Finish System
- Lifetime Warranty – We Stand Behind Our Products
- KCMA Certified



Home Delivery Program

- Wellborn Transportation Delivers to Contracted Distribution Warehouses
- In-Home Delivery on Short Box Trucks by Contracted Services
- Special Delivery Fees Apply

100% E Business Support

- Wellbornandyou.com
- Trade Intranet Sites For The Pros
- Builder's Way, Architect's Way, Associate's Way, Contractor's Way, Designer's Way
- Wednesdays With Wellborn
- Direct Connect
- CAD Design Programs Make Designing And Ordering Easy
- 20-20
- Pro Kitchen
- Chief Architect
- AutoCAD™
- Technology Increases Efficiency



*This brochure is independent of Autodesk, Inc., and is not authorized by, endorsed by, sponsored by, affiliated with, or otherwise approved by Autodesk, Inc.
Autodesk, the Autodesk logo, AutoCAD® are registered trademarks or trademarks of Autodesk, Inc., and/or its subsidiaries and/or affiliates in the USA and/or other countries.

Marketing Support

- Dream Kitchen Makeover
- Reach Beyond
- Design Contest
- Displays
- Beautiful Literature And Sales Aids
- Market Data
- Trade Shows – KBIS, Remodeling Show, KBDN Seminars
- Partnerships – Remodelers Advantage, Big 50, Southern Living, Coastal Living, Model/Remodel, FEI, BKBG



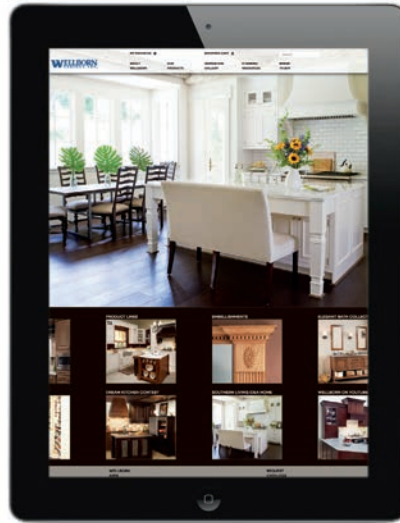
Programs

- Wellborn Remodeling Alliance Plus
- Wellborn Authorized Contractor
- Builder Rewards Program
- Marketing Studio Provides Professional Publications
- Wellborn Partners With Surefire Local Which Offers Professional Website Assistance
- Guild Quality



Nationally Recognized Brand

- Consumer And Trade Ads
- Wellborn.com
- Scrapbook
- HGTV 2008-2012, Southern Living
- Retail & Trade Leads
- 2% Co-Op Advertising And Merchandising Program
- Wellborn Mobile
- Social Media Increases Awareness



Training

- Wellborn Academy Training
- Business Optimization Alliance
- Industry Leading Education Programs
- Product, Sales, Installation And Design Training
- Business Management Courses



Support

- Industry Partners
- Associations – ASID, KCMA, NKBA, NARI, NAHB
- Dedicated Support Team
- Customer Service
- Sales Team
- Professional Kitchen And Bath Dealers – A Powerful Relationship



KITCHEN CABINET MANUFACTURERS ASSOCIATION



Distributed by:



WELLBORN CABINET®

38669 Hwy. 77 | Ashland, Alabama 36251
(256) 354-7151 | Fax (256) 354-7022
wellborn.com



MADE IN THE USA



B8755PK10
Copyright © 2014,
Printed Date: April 2023
Effective Date: March 27, 2023

Due to the limitations of photography and the lithographic printing process the door materials shown in this brochure may not accurately depict those offered by Wellborn Cabinet, Inc. See your local Wellborn Dealer for actual sample color selections. Decorative hardware shown is optional.

