

LG STUDIO APPLIANCES

CRAFTED *for* LIVING



November 2022

Explore Our Complete Collection

From the kitchen to the laundry room, you'll find modern, stylish appliances designed with the latest smart technology and precision performance.



SRFVC2416S

24 cu. ft. InstaView®
Door-in-Door® Refrigerator

- Available Now -



SRSXB2622S

42-Inch Built-In
Side-by-Side Refrigerator

- Available Now -



LSDTS9882S

Top Control Dishwasher

- Available Now -



LSES6338F

6.3 cu. ft. Electric
Slide-In Range

- Available Now -



LSGS6338F

6.3 cu. ft. Gas
Slide-In Range

- Available Now -



LSDS6338F

6.3 cu. ft. Dual-Fuel
Slide-In Range

- Available Now -



LSIS6338F

6.3 cu. ft. Induction
Slide-In Range

- Arriving Nov 2022 -



MHES1738F

1.7 cu. ft. Over-the-Range
Convection Microwave

- Available Now -



36-Inch
LSHD3680ST

Wall Mount Hood Vent

- Available Now -



30-Inch
LSHD3080ST

Wall Mount Hood Vent

- Available Now -



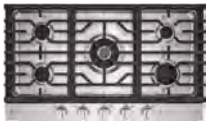
WSES4728F
4.7 cu. ft.
Single Wall Oven
- Available Now -



WDES9428F
4.7/4.7 cu. ft.
Double Wall Oven
- Available Now -



WCES6428F
1.7/4.7 cu. ft.
Combination Wall Oven
- Available Now -



CBGS3628S
36-Inch Gas Cooktop
- Arriving Nov 2022 -



CBGS3028S
30-Inch Gas Cooktop
- Arriving Nov 2022 -



LSCE365ST
36-Inch
Radiant Cooktop
- Available Now -



LSCE305ST
30-Inch
Radiant Cooktop
- Available Now -



CBIS3618B
36-Inch
Induction Cooktop
- Arriving Oct 2022 -



WSEX200HNA/
WSGX201HNA
Single Unit WashTower™
with Center Control™
- Available Now -



S5MSB
LG STUDIO Styler®
Steam Closet
- Available Now -



PEACE OF MIND

All LG STUDIO appliances are backed by LG STUDIO's exclusive 2-year limited warranty, so you can confidently enjoy your LG STUDIO appliance for years to come.



What's New & Exciting with LG STUDIO?



Refined Design

This is the redesigned LG STUDIO. It's modern flat panels and pro-style handles are current, contemporary and stylish.



Upscale Drinks (at Home)

Serve up better tasting drinks with LG STUDIO's exclusive slow-melting, round ice—Craft Ice™. From craft cocktails & whiskey to soft drinks, lemonade, and iced coffee, give your beverages the perfect ice—without the work.



Take a Peek Inside

LG STUDIO's new French door refrigerator features InstaView™ Door-in-Door®. The mirrored glass panel illuminates with two quick knocks, allowing you to see inside the easy access compartment without ever opening the door. New ranges and wall ovens feature an InstaView® Window so you can knock twice to see what's cooking without opening the door and letting heat escape.



Dynamic Dry™

Creating a dynamic table begins with sparkling dishes and glassware—the kind only Dynamic Dry™ enhanced with TrueSteam® can deliver. From thoroughly drying to eliminating water spots from wine glasses, you can throw in the towel and stop drying by hand.



Adjustable 3rd Rack

From flatware to long-handled utensils to small espresso cups, items that may otherwise need to be washed by hand finally have their place in the dishwasher. Use the handy slider to adjust the 3rd rack height—even when fully loaded—to make room for taller items at the last minute.



Soft Close Doors

New LG STUDIO ranges and ovens feature soft-close hinges that help prevent door slamming.

Make it Flush—or Not

The kitchen of your dreams is in the details—installation details, that is. New LG STUDIO wall ovens give you the option of a flush, nearly inset installation or choose the traditional position.



More Ways to Cook

Air Fry is built into our new ranges and wall ovens, for the flexibility to feed a crowd without sacrificing counter space. Take it to the next level and cook like a pro with Steam Sous Vide in our new wall ovens. Combines moisture-rich steam cooking with the low-and-slow sous vide method for restaurant-quality meals at home.



Versatile and Oh-So-Powerful

Turn it up to see how quickly this UltraHeat™ 24k dual burner brings the heat for quick boils and sautés that sing. Turn it down to gently simmer even the most delicate of sauces. This solid brass standout has everything you need in one powerful burner.



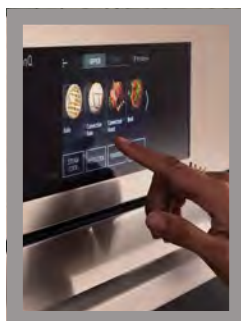
Adjusts to Fit Your Cookware

Complicated meal? Unexpected guests? You've got this with the LG STUDIO Flex Zone. Combine the left two induction elements to accommodate different sizes and shapes of cookware. Each zone provides up to 3,700 watts of power—so you never sacrifice on accuracy or power.



Frozen Food Prep is Just a Scan Away

LG ThinQ's Scan-to-cook feature takes the guesswork out of frozen food meal prep. Simply scan the UPC code* from the ready-made meal from the ThinQ app to remotely set oven temperature and cooking time.



Options Galore, Seen in Full Color

The new LG STUDIO ovens feature a full-color 7-inch LCD Touch Screen. Activate up to 40 auto-cook recipes from Banana Bread to London Broil with the impressive display. The look is sleek and contemporary—and it's even easy to clean.



Built-In Intelligence Takes Out the Guesswork
 Built-in sensors use AI technology to detect fabric texture and load size, then automatically select the right wash/dry motions, temperatures and more for advanced fabric care. With Smart Pairing™, the washer can even tell the dryer to select a compatible drying cycle, making it the ultimate laundry hack.

**Everything You Want in Half the Space*—
 Plus Easy-Reach Controls**

Only LG STUDIO's WashTower™ has the convenient Center Control™ panel that's perfectly positioned with both washer and dryer controls at just the right height.



Refresh with Steam

Refresh, deodorize, sanitize and more—all with the power of steam in the large capacity LG STUDIO Styler® steam closet.



Life is Better When **ThinQ Care**
 Your Home Runs Smarter

Introducing ThinQ Care, now within the ThinQ app, proactive smart alerts for your LG appliance. Get notifications about usage, maintenance, plus early diagnosis, right on your smartphone. ThinQ Care will help keep your LG STUDIO appliances running at their best for years on end. (available on select models)



Smart is Always in Style
 From making extra ice for tonight's barbeque with the neighbors (while you're at work!) to preheating your oven with simple voice commands, LG STUDIO appliances with the ThinQ® app will change the way you think—and the way you live.

REFRIGERATION *and* DISHWASHERS



SRFVC2416S 24 cu. ft. InstaView® Door-in-Door® Refrigerator



LARGE CAPACITY COUNTER DEPTH WITH CHARCOAL INTERIOR

Go ahead—stock-up and store everything you need. With a 23.5 cubic feet of space, this LG STUDIO French Door Refrigerator gives you ample space for all of your family's favorite foods and keeps them conveniently organized and within reach.

INSTAVIEW® DOOR-IN-DOOR® WITH ADJUSTABLE DOOR BIN

The mirrored glass panel illuminates with two quick knocks, allowing you to see inside the easy access compartment without ever opening the door.

DUAL ICE MAKER WITH CRAFT ICE™+

Two independently controlled ice makers—one in the fridge, one in the freezer. The first ever clear, round ice adds style to your drinks with a slower melting time and the option of making 3 or 6 Craft Ice a day.*

TALL ICE & WATER DISPENSER WITH MEASURED FILL

Accommodate any container up to 12.6 inches. Conveniently measure 4, 8, 16, or 32 ounces to dispense exactly what you need for drink mixes, recipes and more.

COOLGUARD™

CoolGuard™ metal interior panel wall helps maintain cold air while adding the elevated look you love, surrounded by LG STUDIO's charcoal gray interior.

24 CU. FT. CAPACITY

● PrintProof™ Stainless Steel

Dimensions (WxHxD):

35 3/4" x 70 1/4" x 30 3/4"

- Slim SpacePlus® Ice System
- Door Cooling+
- Smart Cooling Plus® System



SRSXB2622S 42-Inch Built-In Side-by-Side Refrigerator



TIMELESS, PRO-STYLE DESIGN

This refrigerator makes a statement in any kitchen, enhancing the look of your home with timeless sophistication. This refrigerator boasts premium design details both inside and out—like stainless steel backing on the tall ice and water dispenser, LED lighting that brightens up the interior, and sleek pro-style door handles unique to the LG STUDIO line.

ULTRA-LARGE CAPACITY

With the ultra-large 25.6 cu. ft. capacity, you can store more food than ever before. And keep it all fresher, longer.

SPACEPLUS® ICE SYSTEM

SpacePlus® ice system offers easy access to ice when you need it while freeing shelf space for additional storage.

TALL ICE & WATER DISPENSER

One size fills all from pitchers to pint glasses, finally an ice & water dispenser that can accommodate just about any container. The water- and ice-dispenser enhances the pro-style look of this refrigerator with the stainless steel backing, adding sophistication and premium quality.

THINQ® TECHNOLOGY

Receive notifications on your smartphone when the door is open or your water filter needs to be replaced. Control refrigerator and freezer temperatures remotely. Diagnose issues and get quick, expert advice.

25.6 CU. FT. CAPACITY

● PrintProof™ Stainless Steel

Dimensions (WxHxD):

42" x 83 1/2" x 27 7/8"

- SmartDiagnosis™
- Easy Moving Door Bin
- SmoothTouch™ Controls



*Shape and clarity of ice may vary with settings, water supply and home use conditions.

Product specifications and development subject to change. Some product images are for representation only.

LSDTS9882S Top Control Dishwasher with TrueSteam®



DYNAMIC DRY™ ENHANCED WITH TRUESTEAM®

Drier dishes and fewer water spots—including plastics. TrueSteam® at the start of the cycle penetrates caked-on foods, while steam in the drying cycle results in sparkling dishes and glassware.

QUADWASH™

Achieve maximum cleaning coverage. Four multi-motion wash arms rotate back and forth while spinning. High-pressure jets power-clean dishes from multiple angles.

HEIGHT ADJUSTABLE 3RD RACK

More space to fit everything, from long flatware to small espresso cups. Holds more items so you can save time and wash fewer loads.

GLIDE RAIL AND BALL-BEARING WHEEL DESIGN

Smoother loading and unloading—allows even your heaviest dish loads to glide in and out effortlessly.

THINQ® TECHNOLOGY (WI-FI) AND THINQ CARE

Use the ThinQ® app to see how much time is left on the cycle. Get a smartphone alert when dishes are clean and ready to be put away. Includes ThinQ Care to automatically get notifications, alerts, and helpful installation and usage reports.

40 DBA

● PrintProof™ Stainless Steel

Dimensions (WxHxD):

23 3/4" x 33 5/8" x 27 3/16"

(Height adjustable to 36" max.)

- Auto Leak Protection
- Stainless Steel Interior
- 3-Stage Filtration

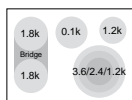


COOKING



LSES6338F

6.3 cu. ft. Electric Slide-In Range with ProBake Convection®, InstaView®, and EasyClean®



LG STUDIO PROBAKE CONVECTION®

LG STUDIO's ProBake Convection® delivers even baking results on every rack, every time*. Inspired by pro-style ranges, this new LG STUDIO range moved the heating element from the bottom of the oven to the back wall for optimal heat distribution.

LARGE CAPACITY

The large 6.3 cu. ft. oven is roomy enough to cook for one, or cook for all.

AIR FRY

Air Fry is built into the large capacity oven, for the flexibility to feed a crowd without sacrificing counter space. Air Fry accessory included!

AIR SOUS VIDE

Using low oven temperatures and airflow around vacuum sealed ingredients, Air Sous Vide locks in moisture and aroma to deliver meats, fish and poultry that are juicy, tender and consistently delicious.

INSTAVIEW® WINDOW

Now you can check on food in an instant with two quick knocks. The LG STUDIO InstaView® Window lets you see inside your oven without ever opening the door and letting heat escape.

SOFT CLOSE DOOR

● PrintProof™ Stainless Steel

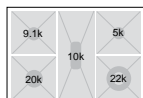
Dimensions (WxHxD):
29 7/8" x 37 1/4" x 29 3/8"

- Scan to Cook
- Knob Lighting
- Soft Close Door



LSGS6338F

6.3 cu. ft. Gas Slide-In Range with ProBake Convection®, InstaView®, and EasyClean®



LG STUDIO PROBAKE CONVECTION®

LG STUDIO's ProBake Convection® delivers even baking results on every rack, every time*. Inspired by pro-style ranges, this new LG STUDIO range moved the heating element from the bottom of the oven to the back wall for optimal heat distribution.

LARGE CAPACITY

The large 6.3 cu. ft. oven is roomy enough to cook for one, or cook for all.

AIR FRY

Air Fry is built into the large capacity oven, for the flexibility to feed a crowd without sacrificing counter space. Air Fry accessory included!

AIR SOUS VIDE

Using low oven temperatures and airflow around vacuum sealed ingredients, Air Sous Vide locks in moisture and aroma to deliver meats, fish and poultry that are juicy, tender and consistently delicious.

INSTAVIEW® WINDOW

Now you can check on food in an instant with two quick knocks. The LG STUDIO InstaView® Window lets you see inside your oven without ever opening the door and letting heat escape.

SOFT CLOSE DOOR

● PrintProof™ Stainless Steel

Dimensions (WxHxD):
29 7/8" x 37 1/4" x 29 3/8"

- New Handle Design
- ThinQ® Technology (Wi-Fi)
- Glass Touch Control



*Compared to LG STUDIO's conventional ovens.

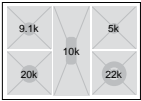
Product specifications and development subject to change. Some product images are for representation only.

LSDS6338F

6.3 cu. ft. Dual-Fuel Slide-In Range with ProBake Convection®, InstaView®, and EasyClean®



Image for representation only



LG STUDIO PROBAKE CONVECTION®
 LG STUDIO ProBake Convection® delivers even baking results on every rack, every time*. Inspired by pro-style ranges, this new LG STUDIO range moved the heating element from the bottom of the oven to the back wall for optimal heat distribution.

LARGE CAPACITY
 The large 6.3 cu. ft. oven is roomy enough to cook for one, or cook for all.

AIR FRY
 Air Fry is built into the large capacity oven, for the flexibility to feed a crowd without sacrificing counter space. Air Fry accessory included!

AIR SOUS VIDE
 Using low oven temperatures and airflow around vacuum sealed ingredients, Air Sous Vide locks in moisture and aroma to deliver meats, fish and poultry that are juicy, tender and consistently delicious.

INSTAVIEW® WINDOW
 Now you can check on food in an instant with two quick knocks. The LG STUDIO InstaView® Window lets you see inside your oven without ever opening the door and letting heat escape.

SOFT CLOSE DOOR PrintProof™ Stainless Steel	Dimensions (WxHxD): 29 7/8" x 37 1/4" x 29 3/8"	<ul style="list-style-type: none"> • Scan to Cook • Knob Lighting • Soft Close Door 	
---	--	--	--

Arriving Nov 2022
LSIS6338F

6.3 cu. ft. Induction Slide-In Range with ProBake Convection®, InstaView®, and EasyClean®



AIR FRY
 Air Fry is built into the large capacity oven, for the flexibility to feed a crowd without sacrificing counter space. Air Fry accessory included!

INDUCTION TECHNOLOGY
 Powered by electromagnetic energy beneath the cooktop, each element produces instant heat directly (and only) to your cookware for safer and more efficient cooking. (Elements do power share)

LG STUDIO PROBAKE CONVECTION®
 LG STUDIO ProBake Convection® delivers even baking results on every rack, every time*. Inspired by pro-style ranges, this new LG STUDIO range moved the heating element from the bottom of the oven to the back wall for optimal heat distribution.

AIR SOUS VIDE
 Using low oven temperatures and airflow around vacuum sealed ingredients, Air Sous Vide locks in moisture and aroma to deliver meats, fish and poultry that are juicy, tender and consistently delicious.*

INSTAVIEW® WINDOW
 Now you can check on food in an instant with two quick knocks. The LG STUDIO InstaView® Window lets you see inside your oven without ever opening the door and letting heat escape.

SOFT CLOSE DOOR PrintProof™ Stainless Steel	Dimensions (WxHxD): 29 7/8" x 37 1/4" x 29 3/8"	<ul style="list-style-type: none"> • New Handle Design • ThinQ® Technology (Wi-Fi) • Glass Touch Control 	
---	--	---	--

*Compared to LG STUDIO's conventional ovens.
 Product specifications and development subject to change. Some product images are for representation only.

MHES1738F

1.7 cu. ft. Over-the-Range Convection Microwave with Air Fry



CONVECTION TECHNOLOGY

LG STUDIO's Convection Technology means your LG STUDIO microwave really can serve as a second oven. Bake or roast your favorite foods in less time.

SENSOR COOKING

Eliminate the guesswork in cooking. Humidity-sensing technology determines when food is cooked and automatically turns off the microwave to help prevent the over- or under-cooking of meals.

AIR FRY

Air Fry feature allows you to get delicious crispy food without needing a separate countertop appliance.

SMART THINQ® AND SCAN-TO-COOK

ThinQ® provides for both cooking progress monitoring and Scan-to-Cook technology.

GLASS TOUCH CONTROLS

With SmoothTouch™ glass controls located at the bottom of the glass door, this microwave delivers on both style and ease of use.

STEAM CHEF

● PrintProof™ Stainless Steel

Dimensions (WxHxD):

29 7/8" x 16 1/4" x 16 3/8"

- 1.7 cu. ft. Capacity
- 300 CFM
- 2-Speed Ventilation
- Steam Bowl Included



LG ThinQ®



WSES4728F

4.7 cu. ft. Single Wall Oven with Air Fry and Steam Sous Vide



- Trim Kit Included -

LARGE OVEN CAPACITY (4.7 CU. FT.)

With LG STUDIO's large capacity oven, you can handle all of your family's cooking needs. Whether you're baking large batches of cookies or a roast for the holidays, this oven can fit it all.

EASYCLEAN®

EasyClean®, the only 10-minute oven cleaning cycle technology, brings you the fastest oven-cleaning feature yet. In three easy steps and 10 quick minutes your oven can be sparkling clean, without strong chemical fumes or high heat*. And you can still use the traditional self-clean cycle for the occasional deep clean.

AIR FRY

Air Fry is built into the large capacity oven, for the flexibility to feed a crowd without sacrificing counter space. Air Fry accessory included!

STEAM SOUS VIDE

Cook like a pro with steam and sealed-in flavor that cooks for a crowd without taking up the cooktop.

7-INCH COLOR LCD TOUCH DISPLAY

The seamlessly integrated 7-inch color LCD touch control is easy to use and easy to clean.

INSTAVIEW WINDOW

Now you can check on food in an instant with two quick knocks. The LG STUDIO InstaView® Window lets you see inside your oven without ever opening the door and letting heat escape.

4.7 CU. FT. CAPACITY

● PrintProof™ Stainless Steel

Dimensions (WxHxD):

29 3/4" x 29 7/16" x 26-29/32"

- Optional Flush Installation
- 2 Heavy Duty Racks
- Gliding Racks



LG ThinQ®
ThinQ Care



*Heavy build-up may require additional manual effort.

Product specifications and development subject to change. Some product images are for representation only.

WDES9428F

4.7/4.7 cu. ft. Double Wall Oven with Air Fry and Steam Sous Vide



- Trim Kit Included -

LARGE DOUBLE OVEN CAPACITY (4.7 CU FT. IN BOTH OVENS)

Cook two meals at once—double oven allows you to cook different dishes at different temperatures all at the same time. Gives you room for everything you'd need for a holiday dinner.

EASYCLEAN®

EasyClean®, the only 10-minute oven cleaning cycle technology, brings you the fastest oven-cleaning feature yet. In three easy steps and 10 quick minutes your oven can be sparkling clean, without strong chemical fumes or high heat*. And you can still use the traditional self-clean cycle for the occasional deep clean.

AIR FRY

Air Fry is built into the large capacity oven, for the flexibility to feed a crowd without sacrificing counter space. Air Fry accessory included!

STEAM SOUS VIDE

Cook like a pro with steam and sealed-in flavor that cooks for a crowd without taking up the cooktop.

7-INCH COLOR LCD TOUCH DISPLAY

7-inch color LCD touch control allows for easy interface and use. The seamlessly integrated display is also easy to clean.

SOFT CLOSE DOORS

● PrintProof™ Stainless Steel

Dimensions (WxHxD):
29 3/4" x 52 1/16" x 26-29/32"

- Optional Flush Installation
- 4 Heavy Duty Racks
- 2 Gliding Racks



LG ThinQ®
ThinQ Care



WCES6428F

1.7/4.7 cu. ft. Combination Wall Oven with TurboCook™, Air Fry and Steam Sous Vide



- Trim Kit Included -

1.7 CU. FT. TURBOCOOK™ SPEED OVEN (UPPER OVEN)

With LG STUDIO's TurboCook™ Speed Oven you get the hustle of a microwave with the quality you expect from a convection oven. Bake whole chickens, potatoes, pizzas and more—no preheating required. With speeds 2 to 4 times faster than a traditional oven, you'll have more cooking flexibility and more time to enjoy your meal.

4.7 CU. FT. TRUE CONVECTION OVEN (LOWER OVEN)

Bake with the greatest of ease with LG STUDIO's True Convection oven. Our convection technology evenly distributes continual precise heat so food is delicious on the inside, and crisp on the outside.

AIR FRY

Air Fry is built into the large capacity oven, for the flexibility to feed a crowd without sacrificing counter space. Air Fry accessory included!

STEAM SOUS VIDE

Using low oven temperatures and airflow around vacuum sealed ingredients, Steam Sous Vide locks in moisture and aroma to deliver meats, fish and poultry that are juicy, tender and consistently delicious.

7-INCH COLOR LCD TOUCH DISPLAY

A few simple touches guide you through menu selection with full-color images for easy recognition. Activate 40 auto-cook recipes from Banana Bread to London Broil with the impressive color LCD display.

SOFT CLOSE DOORS

● PrintProof™ Stainless Steel

Dimensions (WxHxD):
29 3/4" x 43 13/16" x 26-29/32"

- Optional Flush Installation
- 2 Gliding Rack (lower oven)
- Meat Probe (lower oven)



LG ThinQ®
ThinQ Care



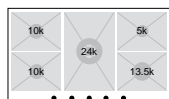
*Heavy build-up may require additional manual effort.

Product specifications and development subject to change. Some product images are for representation only.

Arriving Nov 2022

CBGS3628S

36-Inch Gas Cooktop with Professional Look of Stainless Steel



ULTRAHEAT™ DUAL BURNER

LG STUDIO offers a versatile center burner that fits different sized cookware for convenience and 24,000 BTUs of cooking power to boil water and other liquids fast.

5 SEALED BURNERS

Simplify meal preparation with 5 burners, allowing you to have more cooking and warming flexibility.

BRASS BURNERS

The cooktop features 2 brass burners that help to retain heat and add a bright touch of elegance to any kitchen.

EASYCLEAN® STAINLESS STEEL COOKTOP

Now, you can simply wipe away spills and splatters thanks to the specially coated surface of LG STUDIO's EasyClean® stainless steel cooktop.*

36-INCH

● PrintProof™ Stainless Steel

Dimensions (WxHxD):
36" x 3 3/4" x 21 11/16"

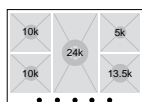
- 24K Center Burner
- 2 Brass Burners



Arriving Nov 2022

CBGS3028S

30-Inch Gas Cooktop with Professional Look of Stainless Steel



ULTRAHEAT™ DUAL BURNER

LG STUDIO offers a versatile center burner that fits different sized cookware for convenience and 24,000 BTUs of cooking power to boil water and other liquids fast.

5 SEALED BURNERS

Simplify meal preparation with 5 burners, allowing you to have more cooking and warming flexibility.

BRASS BURNERS

The cooktop features 2 brass burners that help to retain heat and add a bright touch of elegance to any kitchen.

EASYCLEAN® STAINLESS STEEL COOKTOP

Now, you can simply wipe away spills and splatters thanks to the specially coated surface of LG STUDIO's EasyClean® stainless steel cooktop.*

30-INCH

● PrintProof™ Stainless Steel

Dimensions (WxHxD):
30" x 3 3/4" x 21 11/16"

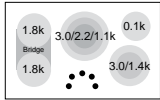
- 24K Center Burner
- 2 Brass Burners



*Heavy build-up may require additional manual effort or use of non-aggressive detergent.
Product specifications and development subject to change. Some product images are for representation only.

LSCE365ST

36-Inch Radiant Cooktop



SMOOTHTOUCH™ CONTROLS

Easy to use with just a touch. At a quick glance of the centralized electronic controls users can see which heating element is activated and the smooth surface easily wipes clean.

TRIPLE COOKTOP ELEMENTS

LG STUDIO offers versatile elements that you can adjust to fit different sized cookware—even your largest sauté pan.

BRIDGE ELEMENT

The two left elements can be joined by the bridge element to evenly heat longer pans and griddles.

WARMING ZONE

This low-watt element gives you control of temperatures so you can keep cooked foods warm until ready to serve.

36-INCH

● Black Glass w/Stainless Steel Frame

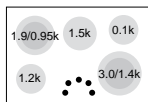
Dimensions (WxHxD):
36 11/16" x 4" x 22 15/32"

• ADA Compliant Electric Cooktop*



LSCE305ST

30-Inch Radiant Cooktop



SMOOTHTOUCH™ CONTROLS

Easy to use with just a touch. At a quick glance of the centralized electronic controls users can see which heating element is activated and the smooth surface easily wipes clean.

TRIPLE COOKTOP ELEMENTS

LG STUDIO offers versatile elements that you can adjust to fit different sized cookware—even your largest sauté pan.

BRIDGE ELEMENT

The two left elements can be joined by the bridge element to evenly heat longer pans and griddles.

WARMING ZONE

This low-watt element gives you control of temperatures so you can keep cooked foods warm until ready to serve.


36-INCH

● Black Glass w/Stainless Steel Frame

Dimensions (WxHxD):
30 27/32" x 4" x 21 23/32"

• ADA Compliant Electric Cooktop*



CBIS3618B
36-Inch Induction Cooktop

ULTRAHEAT™ DUAL ELEMENT

LG STUDIO offers a versatile element that fits different sized cookware for convenience.

LEFT FLEX COOKING ZONE

From a small pan to a large griddle, each Flex Cooking Zone combines elements to accommodate different sizes and shapes of cookware. Each zone provides up to 3,700 watts of power.

7-INCH COLOR LCD TOUCH DISPLAY

Activate your cooktop with a few simple touches for quick operation without confusion on an impressive color LCD touch display. The look is sleek and contemporary—and it's even easy to clean.

INSTALLATION

The cooktop can be installed proud, allowing quick and easy retro-fit installation. A flush-mount installation provides a sleek appearance that blends seamlessly with countertops.

THINQ® TECHNOLOGY (WI-FI)

The innovative Wi-Fi feature, powered by ThinQ® Technology, brings modern convenience to the kitchen. Monitor the on/off status of the cooktop elements from a mobile device using the app.

DUAL ZONE CENTER (7"/11")

With a maximum boost power of 6,000 watts, the 11-inch dual center element can boil one quart of water in about a minute.

9 OR 17 LEVEL + BOOST

● Frameless Black Glass

Dimensions (WxHxD):

36 5/8" x 3 9/16" x 21 1/16"



LG ThinQ®
ThinQ Care

**LSHD3680ST
LSHD3080ST**
36-Inch/30-Inch Wall Mount Hood Vent

POWERFUL 600 CFM BLOWER

Quickly neutralize smoke, grease and cooking odors. The professional grade blower adjusts from 200 to 600 CFM for greater ventilation as well as moisture and odor removal when you need it most.

DESIGN AND STYLE

The streamlined styling of the sleek chimney-style hood vent offers plenty of design appeal for 30-inch spaces without distracting from your overall kitchen aesthetic. Cooks can delight in the low-profile appearance while enjoying the high-tech power behind the hood.

5 SPEED IR TOUCH CONTROLS

Seamlessly integrated into the hood, the touch pads give you complete control over 5 fan speeds, delay-off function, auto reminders and Airflow Control Technology.

MESH FILTER

Removable aluminum mesh filters that can simply be popped into the dishwasher when you're done—making smoke buildup and grease splatters a distant memory.

DUAL LEVEL LED LIGHTING

Illuminate your cooktop with brilliant dual-level LED lighting, so you'll always have perfect lighting for the task at hand.

36-INCH

● Stainless Steel

30-INCH

● Stainless Steel

36-Inch Dimensions (WxHxD):

37 7/16" x 27-48 1/2" x 22 1/16"

30-Inch Dimensions (WxHxD):

29 15/16" x 27-48 1/2" x 22 1/16"

- 5-Inch Low-Profile Body
- ThinQ® Technology (Wi-Fi)
- Accommodates Ceilings up to 9'6"



FABRIC CARE



WSEX200HNA/
WSGX201HNA

Single Unit WashTower™ with Center Control™ 5.0 cu. ft. Front Load Washer and 7.4 cu. ft. Dryer



ULTRA LARGE CAPACITY 5.0 CU. FT. WASHER AND 7.4 CU. FT. DRYER (WASHTOWER™)

With 5.0 cu. ft. in the washer and 7.4 cu. ft. in the dryer, you can fit from big loads of towels or jeans to a king-size comforter and more in a single load, for big time savings every week.

LG STUDIO TURBOWASH™ 360°

Power through larger loads in less time, thanks to five jets with variable sprays that deliver a complete clean in under 30 minutes.

LG STUDIO TURBOSTEAM™

Do more than dry with TurboSteam™ technology in your dryer to refresh clothes, toys, pillows and more in between washes.

BUILT-IN INTELLIGENCE

Built-in technology takes out the guesswork. AI technology can select optimal wash and dry motions, temperatures and more for advanced fabric care.

THINQ® TECHNOLOGY (WI-FI)

Use the ThinQ® app to start the laundry while you're out shopping, check remaining cycle time or get notifications on your smartphone. Includes ThinQ Care to automatically get alerts, and helpful installation and usage reports.

Drying Rack Included

NOBEL STEEL FINISH

● Nobel Steel Finish

Dimensions (WxHxD):
27" x 74 3/8" x 32 3/4"

- Single Unit WashTower™ Design
- CEE Tier 3 (Advanced Tier)
- Center Control™ Panel



LG ThinQ®
ThinQ Care



S5MSB

LG STUDIO Styler® Steam Closet



AAFA CERTIFIED

After independent testing in accredited laboratories, LG STUDIO Styler® has been certified by the Asthma and Allergy Foundation of America that LG STUDIO Styler® reduces bacteria and fungi by at least 99%. That means it is scientifically proven to be better suited for the 1 out of 5 Americans with asthma and allergies.

TRUESTEAM®

The LG STUDIO Styler's® TrueSteam® technology reduces the odors that cling to fabrics, knitwear and even delicates. You'll effortlessly make odors from smoke, sweat and food a thing of the past.

TRUESTEAM® SANITIZER

The Sanitary cycle powered by TrueSteam® helps reduce allergens in clothes, bedding, sportswear—even your children's plush toys.

LARGE CAPACITY

This LG STUDIO Styler® model has the capacity to help keep more garments refreshed and looking their best in as little as 20 minutes with the gentle power of pure steam—no harsh chemicals.

DEHUMIDIFIER

Eliminate musty smells caused by damp room air with the Dehumidify feature of the LG STUDIO Styler®. And, since you won't need a separate dehumidifier in the room, you'll have more free floor space. Choose from 2- or 4-hour cycles with Automatic Shut Off once the dirty water tank is full.

ELEVATE YOUR STYLE

Seek, stylish mirrored cabinet lets you see a full-length reflection and looks perfect in any space.

NOBEL STEEL FINISH

● Black Tinted Mirror

Dimensions (WxHxD):
23 5/8" x 77 1/8" x 23 1/2"



LG ThinQ®
ThinQ Care





Visit lg.com/lg-studio to learn more